

### Wave Rimless Wall Hung Pan INSWA013RBL, INSWA003SCBL



#### Seat Specification

Duraplast Quick Release, Soft Close, Seat + Cover (INSWA003SCBL)

Finish	Black
Dimensions	45(h) x 358(w) x 440(d) mm
Weight	2.7kg
Seat Hinge Material	Metal / Plastic
Antibacterial Protection	Yes
Seat Type	Wrap Over
UV Protection	Yes
Max Load Test	150kg
Seat Material	Duraplast

#### Pan Specification

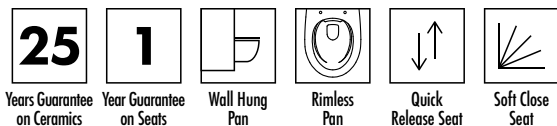
Rimless Wall Hung Pan (INSWA013RBL)

Finish	Black
Dimensions	390(h) x 360(w) x 530(d) mm
Weight	23.5kg
Fixing Supplied	Yes
Fixing Exposed or Concealed	Concealed

#### FAQs

Please see next page

#### Key Features + Benefits



#### Imex Ceramics

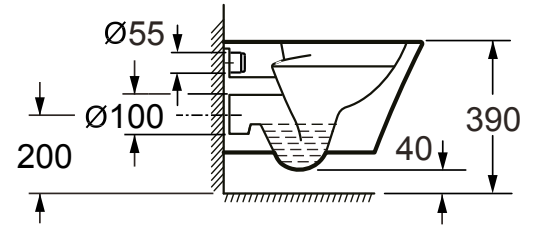
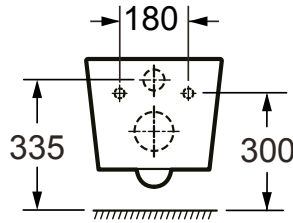
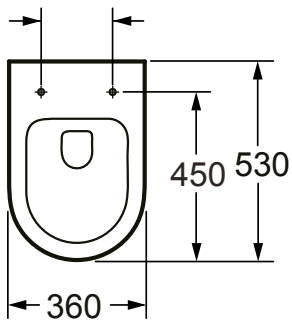
15 Millbrook Industrial Estate, Sybron Way, Crowborough TN6 3DU. Technical Support – Tel: 01530 835598 Email: sales@imexceramic.co.uk

All information on the data sheet is correct at the time of publication. All measurements are approximate and subject to standard tolerances.

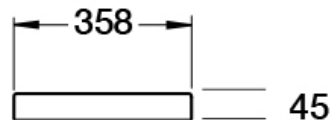
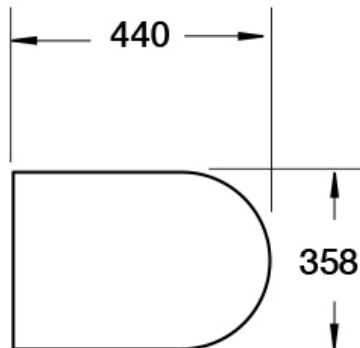
#### Certifications + Approvals

### Wave Rimless Wall Hung Pan INSWA013RBL, INSWA003SCBL

#### Pan (INSWA013RBL)



#### Seat (INSWA003SCBL)



### Wave Rimless Wall Hung Pan INSWA013RBL, INSWA003SCBL

#### FAQs

**Q – Is this pan rimless or box rim?**

A – Rimless.

**Q – What finish is the ceramic glaze?**

A – Black.

**Q – What's the maximum test load of the seat?**

A – 150kg.