

### Voil 850 x 500mm Towel Rail (Dual Fuel) VOIL0850500AT-HE



#### Specification

Finish	Anthracite
Dimensions	850(h) x 500(w) x 125(d) mm
Weight	10.4kg
BTU Output/Hr	1788
Watts @ $\Delta$ T50°C	524
Bars	2-3-3
Pipe Centres	300mm
Electric Element Wattage	150
Face to Face Connections	-
Radiator Columns	-
Material	Mild Steel

All heat outputs are shown at 50°C  $\Delta$ t in compliance with BSEN442. Watts and Btu's apply to Heating and Dual Fuel only.

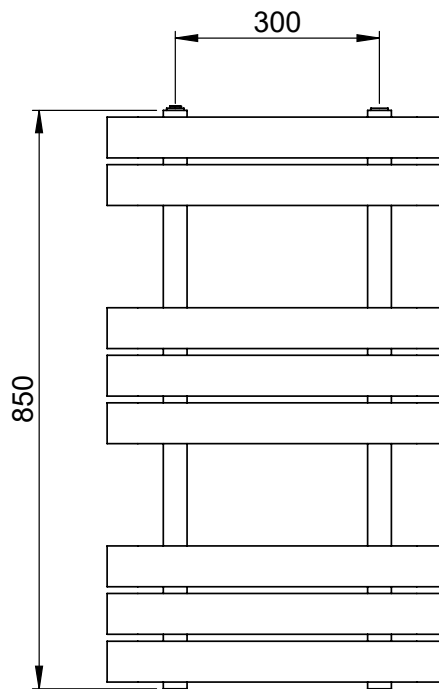
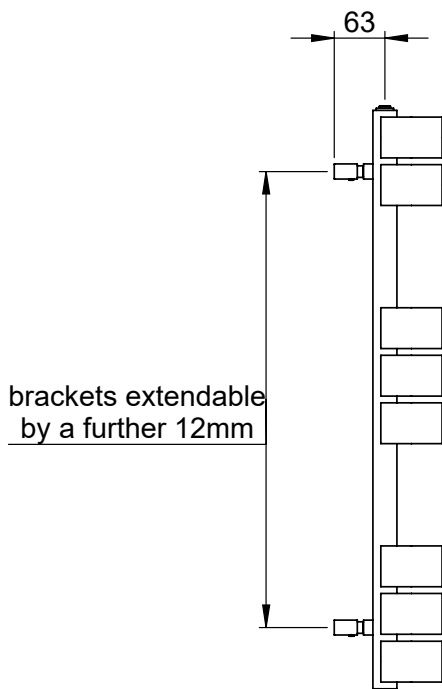
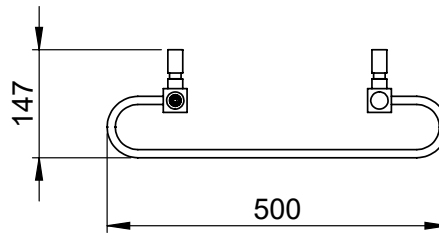
#### Key Features + Benefits



#### Certifications + Approvals

## Technical Data Sheet | Designer Towel Rails

### Voil 850 x 500mm Towel Rail (Dual Fuel) VOIL0850500AT-HE



\*Dual energy models require a conversion-tee, consult relevant drawing for details.