

### Shauna 800 x 500mm Towel Rail (Dual Fuel) SHAUNA0800500MB-HE



#### Specification

Finish	Matt Black
Dimensions	800(h) x 500(w) x 105-120(d) mm
Weight	6.5kg
BTU Output/Hr	1525
Watts @ $\Delta$ T50°C	447
Bars	3-6
Pipe Centres	50mm
Electric Element Wattage	300
Face to Face Connections	-
Radiator Columns	-
Material	Mild Steel

All heat outputs are shown at 50°C  $\Delta$ t in compliance with BSEN442. Watts and Btu's apply to Heating and Dual Fuel only.


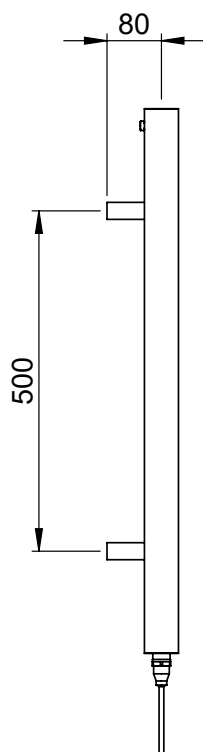
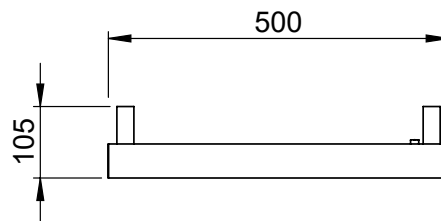
#### Key Features + Benefits



#### Certifications + Approvals

## Technical Data Sheet | Designer Towel Rails

### Shauna 800 x 500mm Towel Rail (Dual Fuel) SHAUNA0800500MB-HE



\*Dual energy models require a conversion-tee, consult relevant drawing for details.