

Shauna 800 x 500mm Towel Rail (Electric Only) SHAUNA0800500MB-E



Specification

Finish	Matt Black
Dimensions	800(h) x 500(w) x 105-120(d) mm
Weight	9kg
BTU Output/Hr	-
Watts @ Δ T50°C	-
Bars	3-6
Pipe Centres	50mm
Electric Element Wattage	300
Face to Face Connections	-
Radiator Columns	-
Material	Mild Steel

All heat outputs are shown at 50°C Δ t in compliance with BSEN442. Watts and Btu's apply to Heating and Dual Fuel only.

Key Features + Benefits




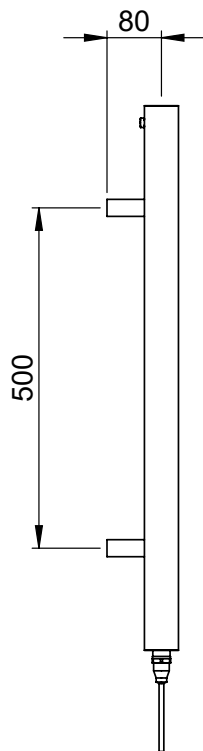
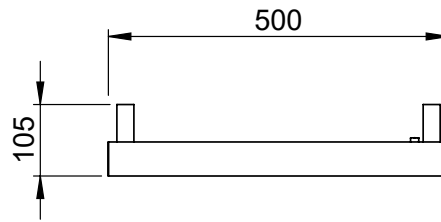
15
Years
Guarantee

MS
Mild
Steel

Certifications + Approvals

Technical Data Sheet | Designer Towel Rails

Shauna 800 x 500mm Towel Rail (Electric Only) SHAUNA0800500MB-E



*Dual energy models require a conversion-tee, consult relevant drawing for details.