


Scarba Twin Lever Mono Kitchen Mixer 4E1429CO



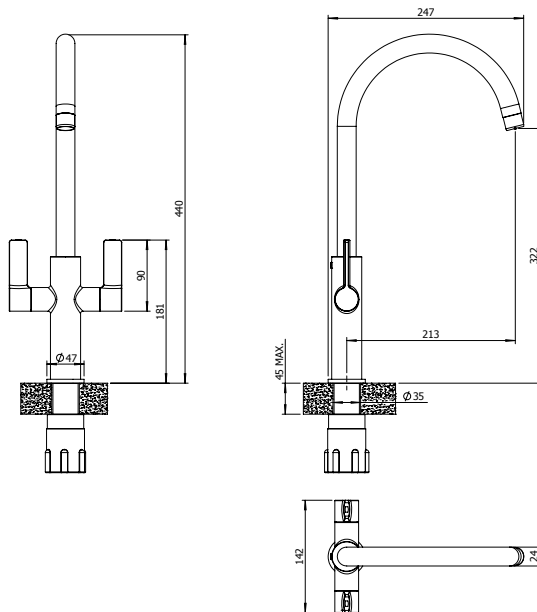
Specification

Finish	Copper
Dimensions	440(h) x 47(w) x 247(d) mm
Weight	1.77kg
Body	Brass
Spout Material	Brass
Fittings	Easy Fix System
Connection	M10 - DN8 Flexible Hoses with 1/2" BSP Thread Ends
Cartridge Size	1/2" QT Headwork
Flow Restrictor	No
Max Static Pressure	16 Bar
Min Operating Pressure	0.1 Bar
Max Operating Pressure	6 Bar
Max Water Temperature	60°C

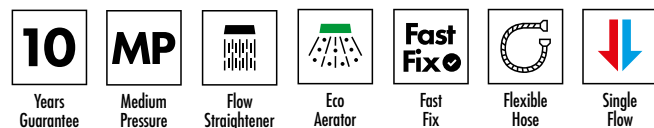
Flow Rates

Pressure	0.2	0.5	1	3
Flow Straightener	5.8	11.4	17.5	29.4

All Pressures in Bar. All flow in L/Min. Dimensions supplied are nominal and subject to tolerance. Inclusion or restrictors (sold separately unless stated) will affect flow rate result. Performance details are based on trials under test conditions and for guidance only. The Company reserves the right to change product specification without prior notice.



Key Features + Benefits



Certifications + Approvals

Flow Rate – 5.8 l/min

Tested at 0.5 Bar



2010417 – Oct 25

2201732 – Sept 25