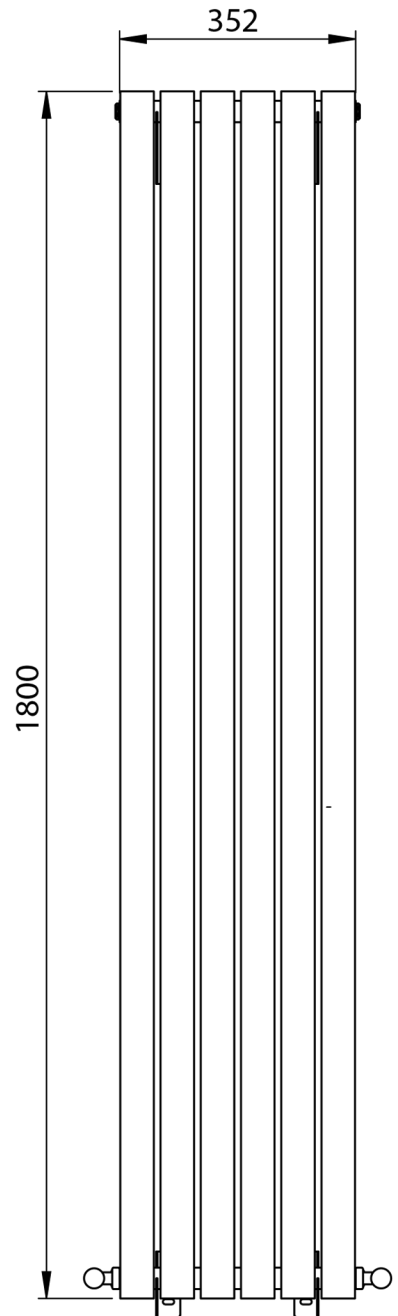
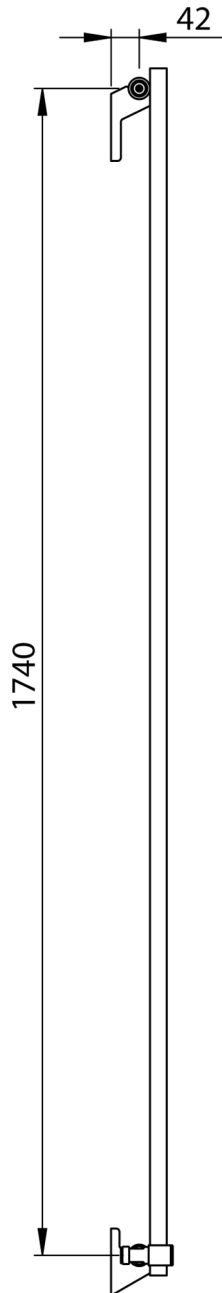
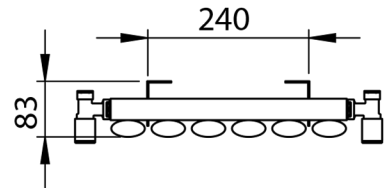



# OV-S180352CP

Height: 1800  
Width: 352  
Depth: 83

Tube  $\phi$  : 32 + 50x20  
Pipe Centres / Face-Face Cons: 352  
Elec. element if specified: na  
Output @ 50° C  $\Delta$  T Watts: 497  
BTUs: 1696



OVATE SINGLE

All dimensions in millimetres

Manufactured from Mild Steel

SCALE 1:10