

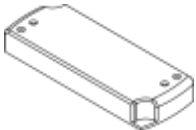
Spares Diagram

KIPLIN – INST06042, INST06043 & INST06044

	Driver	Driver 2	Transformer	Shaver Socket	USB Socket	Socket Control	Control	Relay	Back Panel 1	Back Panel 2	Door Hinge	Hanging Bracket	Wall fixing kit	Securing screw kit	Shelf Supports + Plugs	Aluminium shelf	Left Door	Right Door
Ref	1	2	3	4	5	6	7	8	9	10	11	12	13	14	15	16	17	18
INST06042	SP18547								SP19996	SP19997						SP19987	SP19990	
INST06043	SP18548		SP10913	SP19995	SP18555	SP17307	SP18558		SP19998	SP19999	SP20028		SP18590	SP20002		SP19988	SP19991	SP19992
INST06044																		

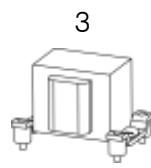
Product component code below:

1 (LED)



AED48-12VLSTB-IP44
AED60-12VLSTB-IP44

2



DC-240-0080T

4



Shaver Socket

5



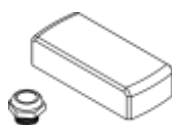
USB Socket

6



Socket Control

7



HZK218C-1

8

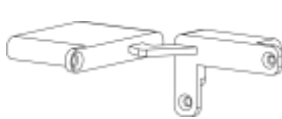
9



Back Panel

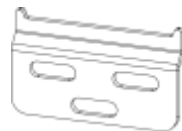
10

11



Door Hinge

12



Hanging Bracket

13



Wall Fixing Kit

14



Securing Screw Kit

15

16



Aluminium Shelves

17



Left Door

18



Right Door