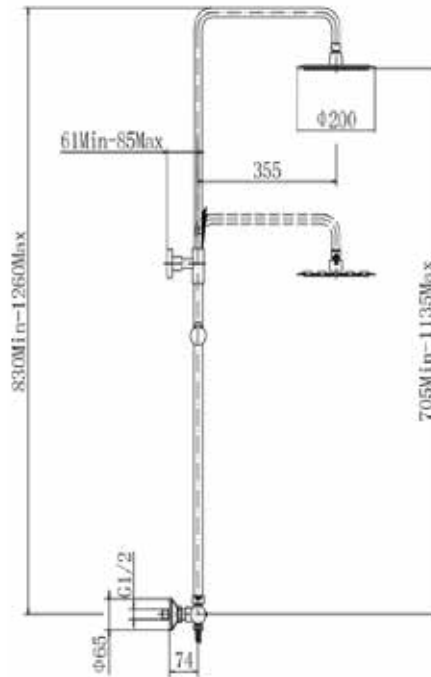


### Ivelet Round Twin Outlet Thermostatic Bar Shower Mixer INSIV1006



#### Specification


Finish	Brushed Nickel
Dimensions	1260(h) x 271(w) x 355(d) mm
Weight	3.8kg
Body Material	Brass
Hose Material	Stainless Steel
Hose Length	1500mm
Hose Connection	G½" Thread
Overhead Material	Stainless Steel
Overhead Size	200mm
Shower Arm Length	355mm
Handset Material	ABS
Handset Functions	Single Function
Handset Rub Clean	No
Valve Inlet Centres	180mm
Valve Connection	G½" Thread

#### Flow Rates

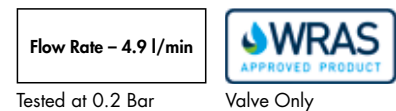
Pressure	0.2	0.5	1.0	3.0
L/min	4.9	7.6	10.7	18.7

All Pressures in Bar. All flow in L/Min. Dimensions supplied are nominal and subject to tolerance. Inclusion or restrictors (sold separately unless stated) will affect flow rate result. Performance details are based on trials under test conditions and for guidance only. The Company reserves the right to change product specification without prior notice.

#### Key Features + Benefits



#### Certifications + Approvals



#### Cavalier Bathrooms

Unit 2, Riverside Business Park, Royd Ings Avenue, Keighley West Yorkshire BD21 4AF. Technical Support – Tel: 01535 613872 Email: phg@aquadart.co.uk

All information on the data sheet is correct at the time of publication. All measurements are approximate and subject to standard tolerances.