

## Technical Data Sheet | Modular Furniture

www.instinctproducts.co.uk

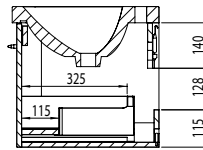
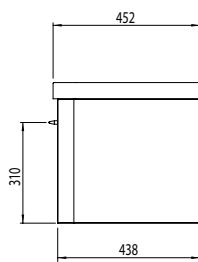
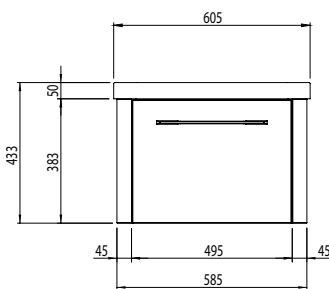
### los 600mm Wall Mounted Single Drawer Basin Unit

INST04186, INST04187, INST04188, INST04189, INST041810, INST041811



#### Specification

Finish	Gloss White (INST04186) Gloss Anthracite (INST04187) Matt Stone Grey (INST04188) Matt Dark Blue (INST04189) Gloss Light Grey (INST041810) Matt Nordic Green (INST041811)
Dimensions	433(h) x 605(w) x 452(d) mm
Weight	18.5kg
Carcass Thickness	16mm
Carcass Material	MDF
Carcass Finish	Painted and melamine faced
Internal Cabinet Colour	Same as exterior
Plumbing Void	64mm
Cabinet Fixing Type	Adjustable wall hangers
Door / Drawer Finish	Painted
Door / Frontal Material	MDF
Number of Doors	None
Number of Drawers	One
Number of Internal Shelves	None
Door Handing	-
Hinge / Runner Type	Soft close
Handle / Knob	One chrome plated handle (supplied)
Handle Centres	320mm
Pre-Drilled / Marked for handles	Pre-drilled



#### FAQs

Please see next page

#### Key Features + Benefits



5  
Years  
Guarantee



Soft Close  
Drawers



One Taphole  
Basin

#### Certifications + Approvals

#### Roper Rhodes

Brassmill Lane Trading Estate, Bath, BA1 3JF. Technical Support – Tel: 01225 303 900 Email: sales@roperrhodes.co.uk

All information on the data sheet is correct at the time of publication. All measurements are approximate and subject to standard tolerances.

### los 600mm Wall Mounted Single Drawer Basin Unit

INST04186, INST04187, INST04188, INST04189, INST041810, INST041811

#### FAQs

**Q – How big is the plumbing void at the back of the furniture?**

A – No plumbing void, open back to receive pipework straight from wall.

**Q – How far apart are the hole centres for the handles?**

A – 320mm.

**Q – Are the handles fitted?**

A – No, handles need fitting.

**Q – Are the runners soft close?**

A – The runners are both soft close and quick release.

**Q – How deep is the unit when the drawers are fully open?**

A – Approx: 650mm.

**Q – Can the drawers be adjusted?**

A – The drawers can be adjusted as detailed in the supplied instructions.

**Q – What is the interior finish of the unit?**

A – The interior drawer is dark grey.