

Exelby Mono Basin Mixer (Click Waste)

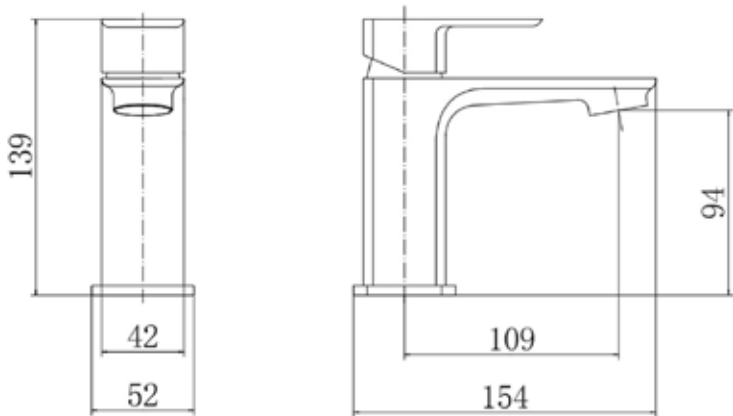
INSEXBMC



Specification	
Finish	Chrome
Dimensions	139(h) x 52(w) x 154(d) mm
Weight	1.3kg
Body Material	Brass
Spout Material	Brass
Fittings	Washer, Metal Plate + Locking Nut
Connection	M10 – DN8 Flexible hoses with ½" BSP threaded ends
Cartridge Size	#35 Cartridge
Flow Restrictor	No
Max Static Pressure	10 Bar
Min Dynamic Pressure	0.5 Bar
Max Dynamic Pressure	5 Bar
Max Water Temperature	–

Flow Rates					
Pressure	0.1	0.2	0.5	1.0	3.0
Flow Aerator	–	–	5.7	7.7	13.2

All Pressures in Bar. All flow in L/Min. Dimensions supplied are nominal and subject to tolerance. Inclusion or restrictors (sold separately unless stated) will affect flow rate result. Performance details are based on trials under test conditions and for guidance only. The Company reserves the right to change product specification without prior notice.




Key Features + Benefits

2


Years Guarantee

MP


Medium Pressure




Flow Aerator



Click Waste



Flexible Hose



Single Flow

Certifications + Approvals