


Espada Fluted 700mm Wall Mounted Two Drawer Basin Unit INSTFLO41435

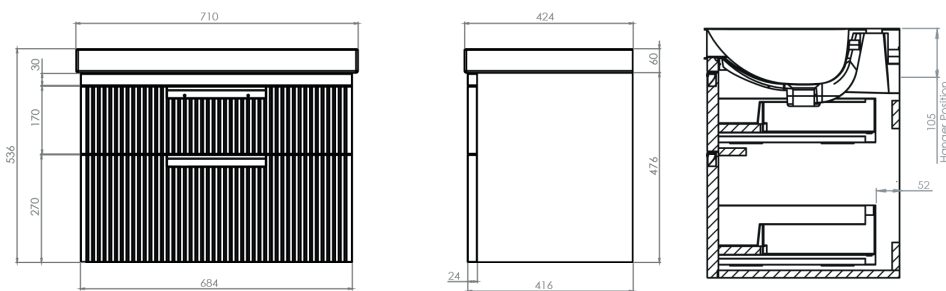


Specification

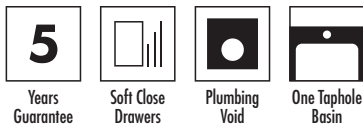
Finish	Matt White
Dimensions	536(h) x 710(w) x 424(d) mm
Weight	21.97kg
Carcass Thickness	18/16mm
Carcass Material	MDF and MFC
Carcass Finish	Painted
Internal Cabinet Colour	Dark Grey
Plumbing Void	44mm
Cabinet Fixing Type	Adjustable wall hangers
Door / Drawer Finish	Painted
Door / Frontal Material	MDF
Number of Doors	None
Number of Drawers	Two
Number of Internal Shelves	None
Door Handing	-
Hinge / Runner Type	Soft close
Handle / Knob	Two chrome plated handles (supplied)
Handle Centres	-
Pre-Drilled / Marked for handles	Pre-cut groove

FAQs

Please see next page



Key Features + Benefits



Certifications + Approvals

Roper Rhodes

Brassmill Lane Trading Estate, Bath, BA1 3JF. Technical Support – Tel: 01225 303 900 Email: sales@roperrhodes.co.uk

All information on the data sheet is correct at the time of publication. All measurements are approximate and subject to standard tolerances.

Espada Fluted 700mm Wall Mounted Two Drawer Basin Unit INSTFLO41435

FAQs

Q – How big is the plumbing void at the back of the furniture?

A – 44mm.

Q – Are the handles fitted?

A – No, handles need fitting.

Q – Are the runners soft close?

A – The runners are both soft close and quick release.

Q – Can the drawers be adjusted?

A – They can be adjusted as detailed in the supplied instructions.

Q – How deep is the unit when the drawers are fully open?

A – Approx. 780mm including handle.

Q – What is the interior finish of the unit?

A – Dark Grey on all units.