

### Elion Bath Shower Mixer + Kit (Two Taphole) 4E1286



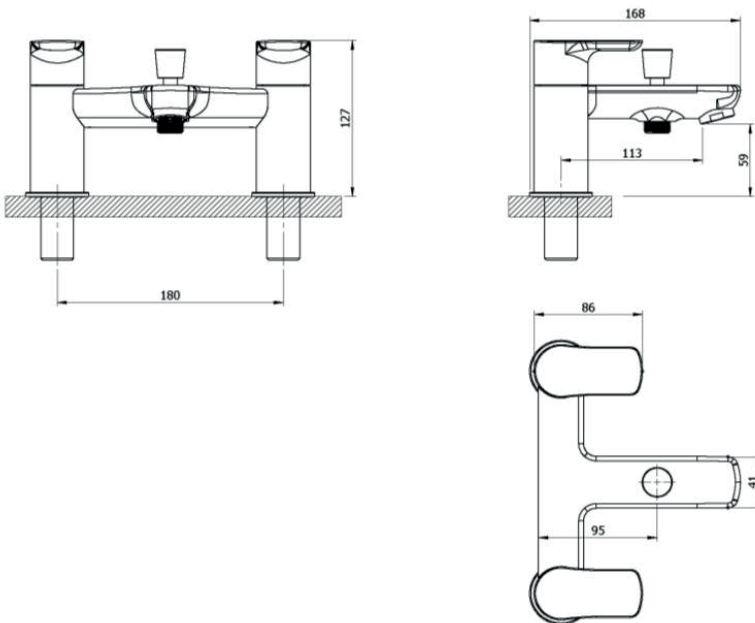
#### Specification

Finish	Chrome
Dimensions	127(h) x 230(w) x 168(d) mm
Weight	2.8kg
Body	Brass
Spout Material	Brass
Fittings	Brass Backnut + Washer
Connection	¾" BSP Threaded Tail
Cartridge Size	¾" QT Headwork
Flow Restrictor	No
Max Static Pressure	25 Bar
Min Operating Pressure	0.1 Bar
Max Operating Pressure	6 Bar
Max Water Temperature	60°C

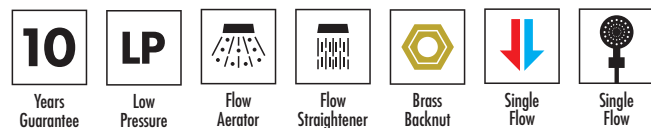
#### Flow Rates

Pressure	0.2	0.5	1	3
Flow Aerator	-	11.1	16.1	28.5
Flow Straightener	11.0	17.9	25.6	45.0

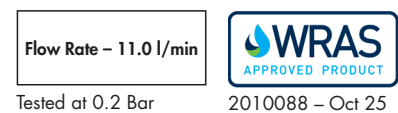
All Pressures in Bar. All flow in L/Min. Dimensions supplied are nominal and subject to tolerance. Inclusion or restrictors (sold separately unless stated) will affect flow rate result. Performance details are based on trials under test conditions and for guidance only. The Company reserves the right to change product specification without prior notice.



#### Key Features + Benefits



#### Certifications + Approvals



#### StH Westco

Unit C6, William Way, Moss Industrial Estate, St Helens Road, Leigh, Lancashire, WN7 3PT. Technical Support – Tel: 01942 265311 Email: support@francistaps.co.uk

All information on the data sheet is correct at the time of publication. All measurements are approximate and subject to standard tolerances.