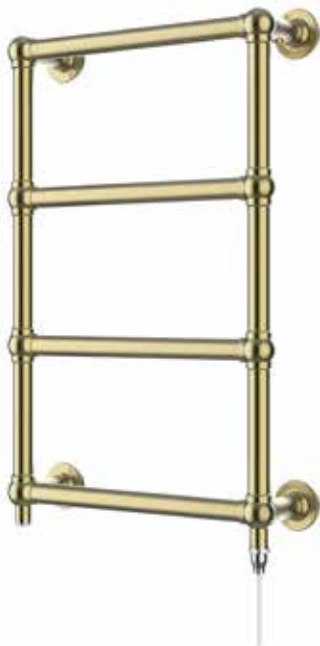


Darton 748 x 498mm Towel Rail (Electric Only)

DA750BB-E



Specification

Finish	Brushed Brass
Dimensions	748(h) x 498(w) x 130(d) mm
Weight	9.86kg
BTU Output/Hr	–
Watts @ Δ T50°C	–
Bars	4
Pipe Centres	–
Electric Element Wattage	100
Face to Face Connections	–
Air Vent Position	–
Material	Mild Steel

All heat outputs are shown at 50°C Δt in compliance with BSEN442. Watts and Btu's apply to Heating and Dual Fuel only.

Key Features + Benefits

15

Years Guarantee

MS

Mild Steel

E

Electric Only

Certifications + Approvals

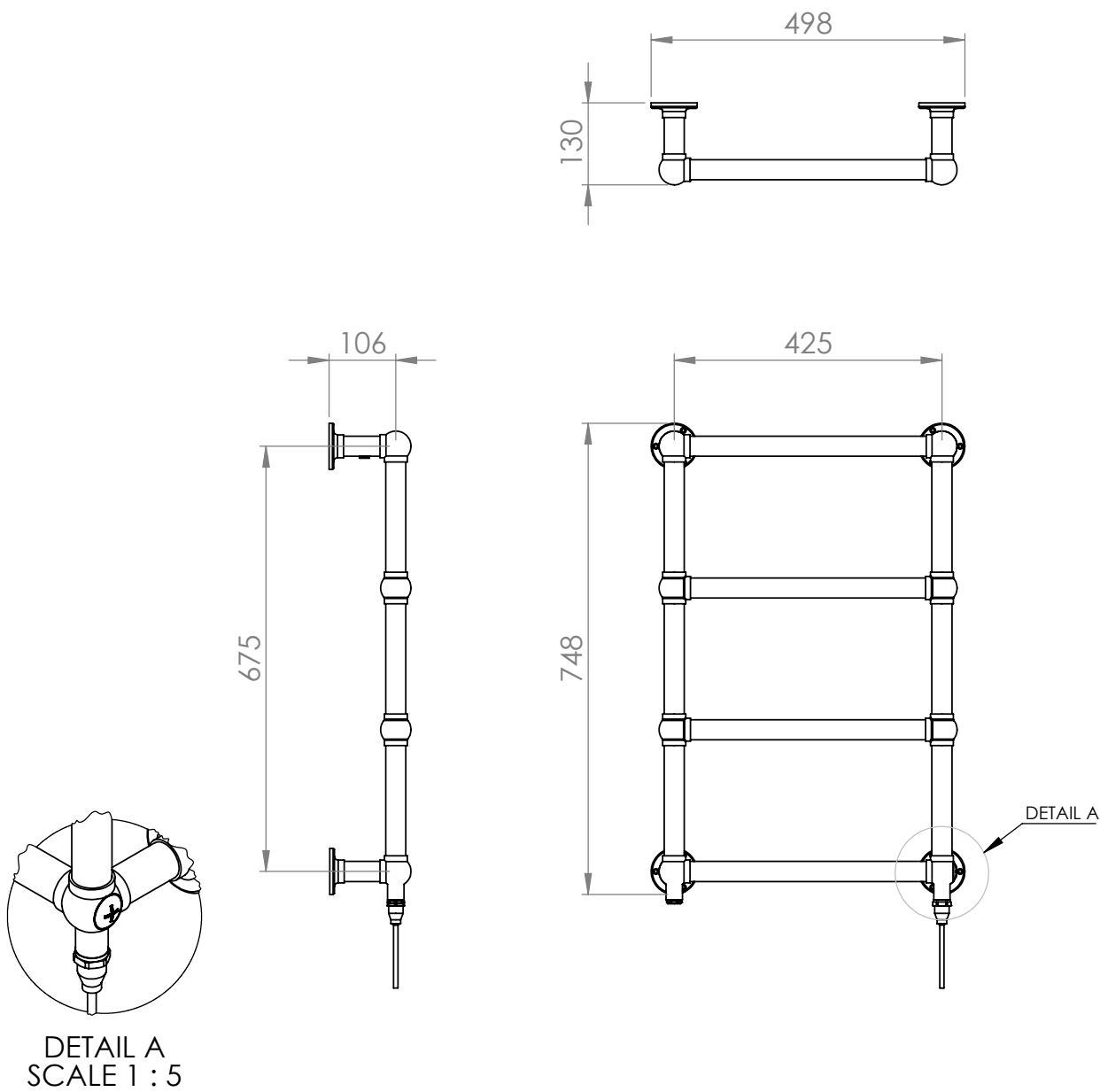
Technical Data Sheet | Designer Towel Rails

www.instinctproducts.co.uk

Darton 748 x 498mm Towel Rail (Electric Only)

DA750BB-E

Vertical Connection



*Dual energy models require a conversion-tee, consult relevant drawing for details.

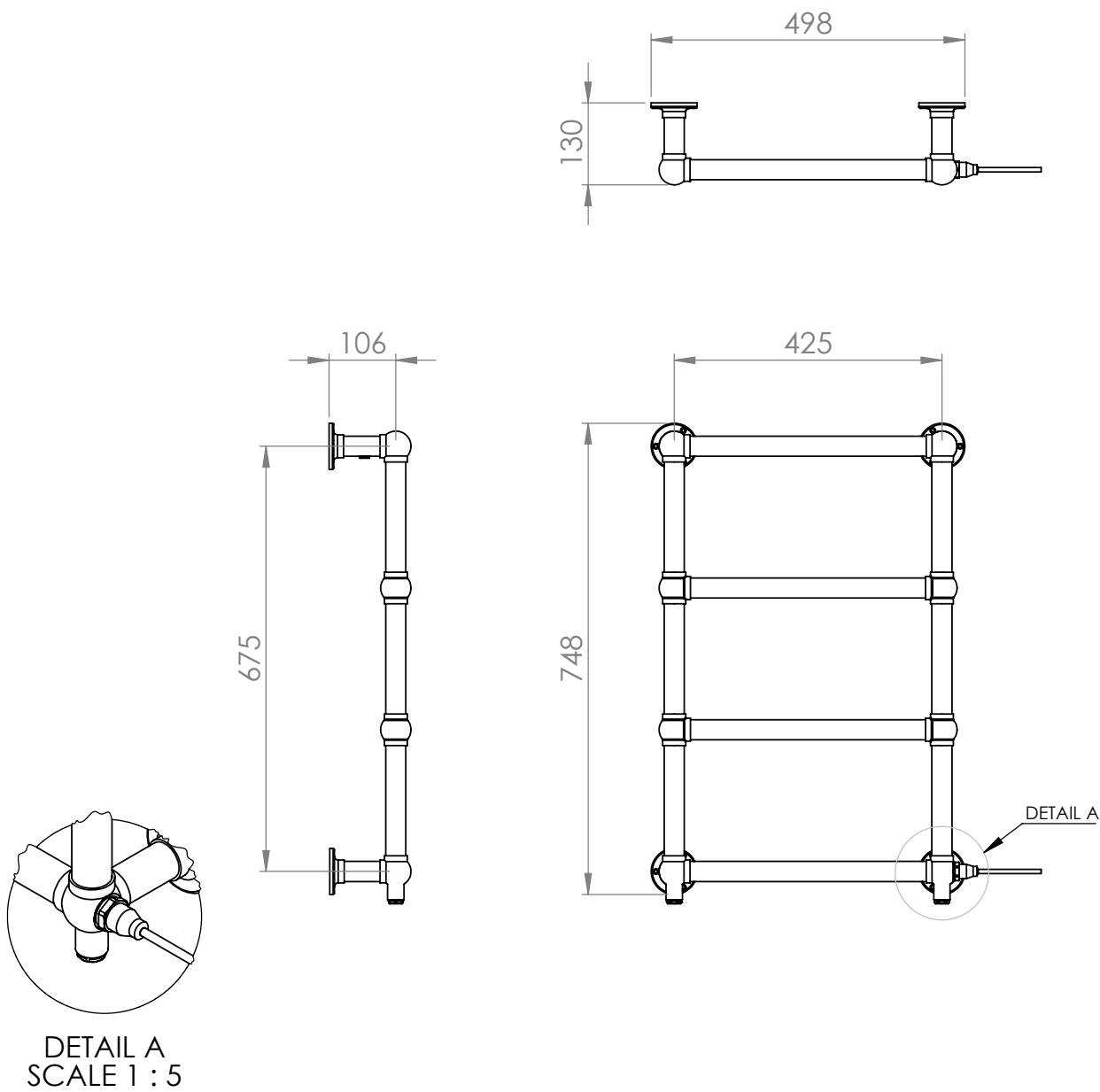
Technical Data Sheet | Designer Towel Rails

www.instinctproducts.co.uk

Darton 748 x 498mm Towel Rail (Electric Only)

DA750BB-E

Horizontal Connection



*Dual energy models require a conversion-tee, consult relevant drawing for details.