

### Crambeck Aluminium Cabinet

INST06071, INST06072, INST06073, INST06074



#### Specification

	INST06071 (Single Door)	INST06072 (Double Door)	INST06073 (Double Door)	INST06074 (Large Double Door)
Finish	Black Trim – Black Sides	Black Trim – Black Sides	Black Trim – Black Sides	Black Trim – Black Sides
Dimensions	500(h) x 700(w) x 113(d) mm	650(h) x 700(w) x 113(d) mm	800(h) x 700(w) x 113(d) mm	1000(h) x 700(w) x 113(d) mm
Weight	15.5kg	19kg	22.6kg	26.1kg
Lighting Type	LED	LED	LED	LED
Colour Changing Technology (CCT)	Yes	Yes	Yes	Yes
Switch Location	Bottom	Bottom	Bottom	Bottom
Surface/Recess Fitting	Surface/Recess	Surface/Recess	Surface/Recess	Surface/Recess
Carcass/Frame Construction Material	MFC	MFC	MFC	MFC
Carcass/Frame Finish	Black	Black	Black	Black
Number of Internal Shelves	Four	Four	Four	Four
Shelves (Fixed/Adjustable)	Adjustable	Adjustable	Adjustable	Adjustable
Door Hinge Handing	Left Hand	–	–	–
Glass Thickness	6mm	6mm	6mm	6mm

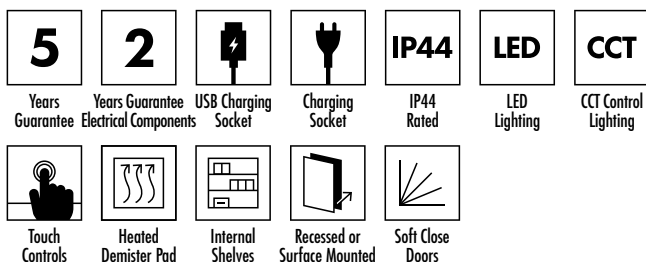
#### Features

Doors	Internal mirrored back panel and internal mirrored doors with heated demister pad
Lighting	Super bright LED lighting with CCT (Colour Changing Technology) control
Charging	Built-in charging socket for your shaver or toothbrush
Mounting	Surface or recessed installation

#### FAQs

Please see following pages

#### Key Features + Benefits



#### Certifications + Accreditations

#### Roper Rhodes

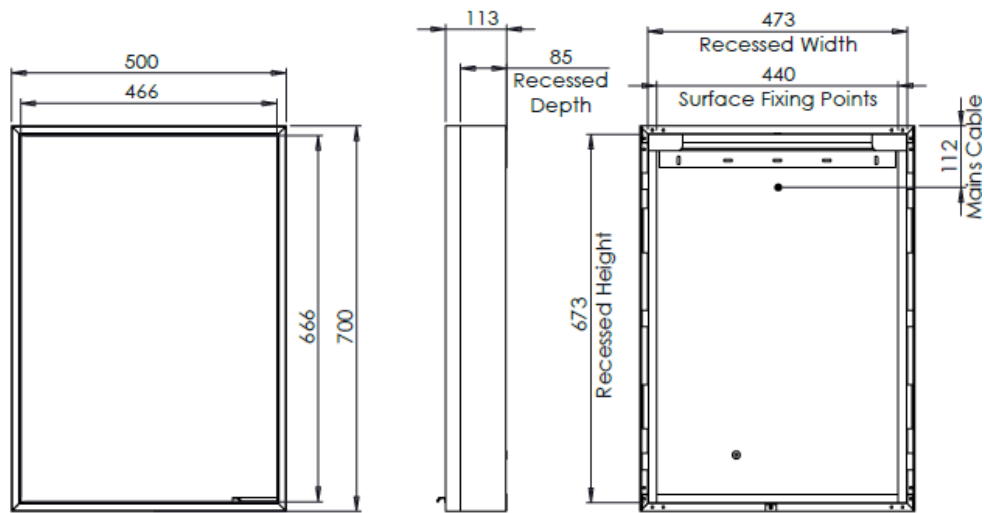
Brassmill Lane Trading Estate, Bath, BA1 3JF. Technical Support – Tel: 01225 303 900 Email: sales@roperrhodes.co.uk

All information on the data sheet is correct at the time of publication. All measurements are approximate and subject to standard tolerances.

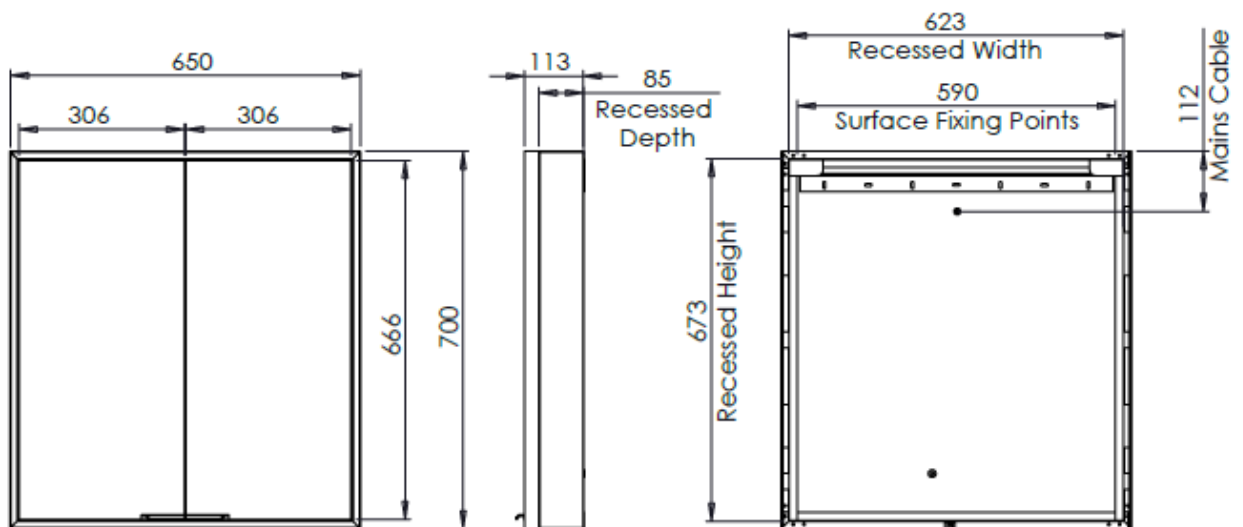
### Crambeck Aluminium Cabinet

INST06071, INST06072, INST06073, INST06074

#### Single Door (INST06071)



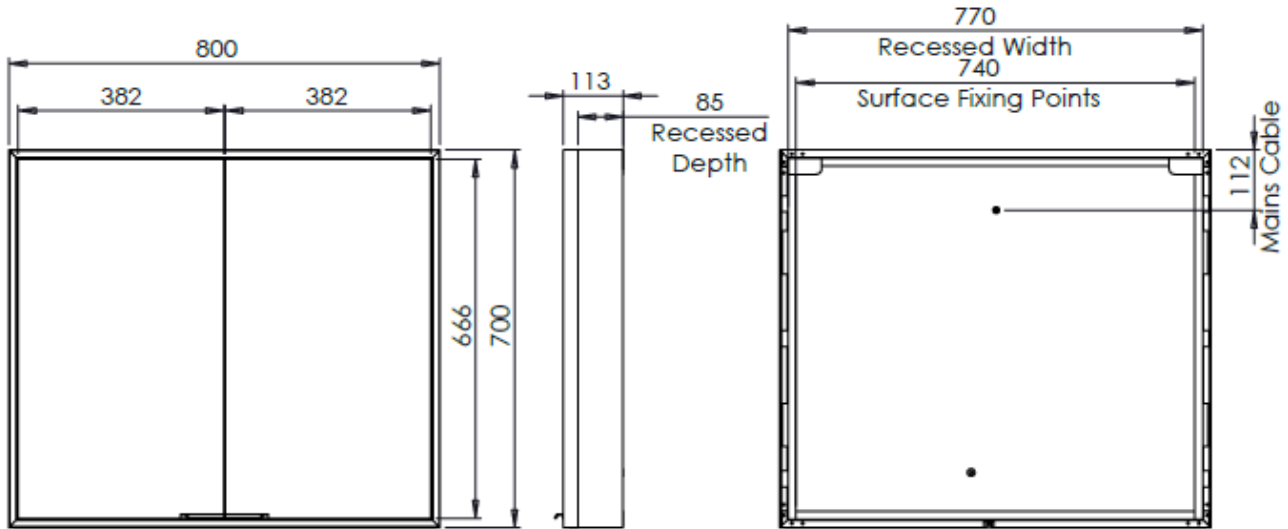
#### Double Door (INST06072)



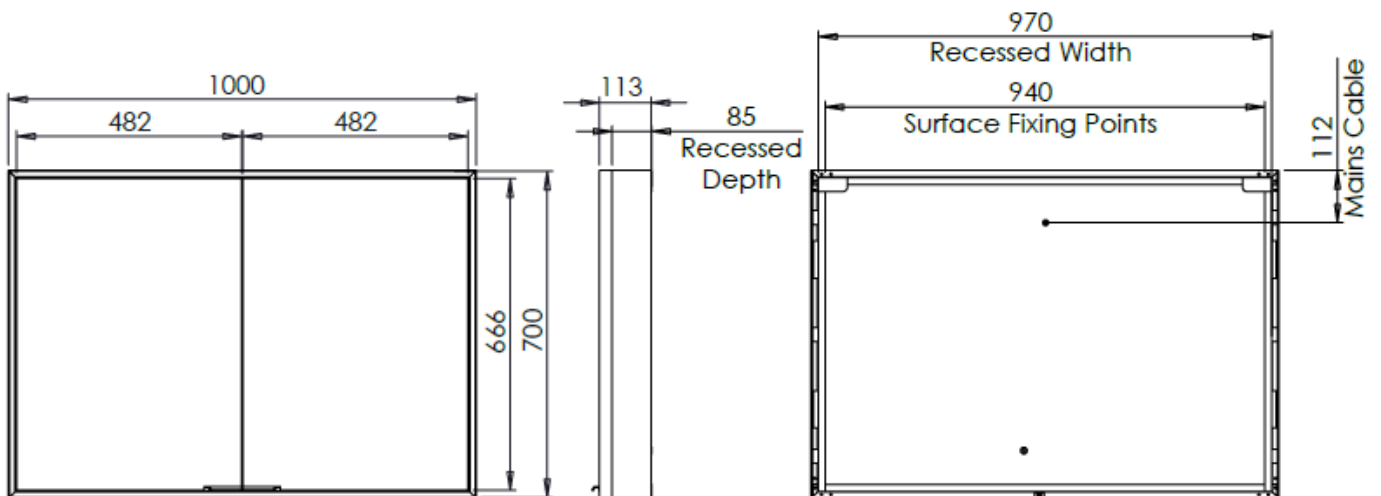
### Crambeck Aluminium Cabinet

INST06071, INST06072, INST06073, INST06074

#### Double Door (INST06073)



#### Large Double Door (INST06074)



## Technical Data Sheet | Cabinets + Mirrors

www.instinctproducts.co.uk

### Crambeck Aluminium Cabinet

INST06071, INST06072, INST06073, INST06074

### FAQs

	INST06071 (Single Door)	INST06072 (Double Door)	INST06073 (Double Door)	INST06074 (Large Double Door)
Recess Dimensions	673(h) x 473(w) x 85(d) mm	673(h) x 623(w) x 85(d) mm	673(h) x 773(w) x 85(d) mm	673(h) x 973(w) x 85(d) mm
Internal Dimensions	640(h) x 190(w) x 91(d) mm	640(h) x 265(w) x 91(d) mm	640(h) x 340(w) x 91(d) mm	640(h) x 440(w) x 91(d) mm
Shelf dimensions	70(h) x 182(w) x 5(d) mm	70(h) x 257(w) x 5(d) mm	70(h) x 332(w) x 5(d) mm	70(h) x 432(w) x 5(d) mm
Max shelf spacing	315mm	315mm	315mm	315mm
Distance between door hinges	510mm	510mm	510mm	510mm
Individual door dimensions	666(h) x 466(w) x 6(d) mm	666(h) x 306(w) x 6(d) mm	666(h) x 382(w) x 6(d) mm	666(h) x 482(w) x 6(d) mm
Door opening angle	90°	90°	90°	90°
Depth with door fully open	578mm	419mm	494mm	594mm
Hanging bracket centres	430mm	580mm	730mm	930mm
What is the thickness of the mirror glass?	3+3mm	3+3mm	3+3mm	3+3mm
Does the cabinet come with side panels?	Yes. RRC-CSK.ALUBLK for INST06071, INST06072, INST06073, INST06074, INST06087, INST06088, INST06089, INST06090; RRC-CSK.MIR for the rest. These can be found on the spares diagrams.			
Where is the Touch Sensor located?	Touch Bar underneath the cabinet			
Can the LED lighting be replaced?	No	No	No	No
Can the switch sensor be replaced?	No	No	No	No
What size fuse should I use?	Seek the advice of an electrician			
How do I turn on the demister pad?	The demister pad will turn on when the LEDs are turned on			
Are illuminated cabinets supplied with mains cable?	All illuminated cabinets are supplied with a removeable 500mm mains cable. There is ample storage for excess cable in the back of the unit.			

### Electrical Specification

	INST06071 (Single Door)	INST06072 (Double Door)	INST06073 (Double Door)	INST06074 (Large Double Door)
Input Voltage	220-240V 50Hz	220-240V 50Hz	220-240V 50Hz	220-240V 50Hz
Lamp Type	12V DC LED Lamp	12V DC LED Lamp	12V DC LED Lamp	12V DC LED Lamp
Total Wattage (LED + Demist)	79.0W	106.50W	110.0W	114.0W
Demist	25.0W	50.0W	50.0W	50.0W
Demist Size	200 x 300mm	200 x 300mm (x2)	200 x 300mm (x2)	200 x 300mm (x2)
LEDs	24.0W	26.5W	30.0W	34.0W
LED*	1728lm	1944lm	2160lm	2448lm
Energy Rating	G	G	G	G
CCT	3000-4000-6000K	3000-4000-6000K	3000-4000-6000K	3000-4000-6000K
CRI	85	85	85	85
IP Rating	IP44	IP44	IP44	IP44
Electrical Class	Class I	Class I	Class I	Class I

\*The Lumen represents the output of the LED. This may vary depending on the diffuser material i.e., glass or acrylic.

### Roper Rhodes

Brassmill Lane Trading Estate, Bath, BA1 3JF. Technical Support – Tel: 01225 303 900 Email: sales@roperrhodes.co.uk

All information on the data sheet is correct at the time of publication. All measurements are approximate and subject to standard tolerances.