
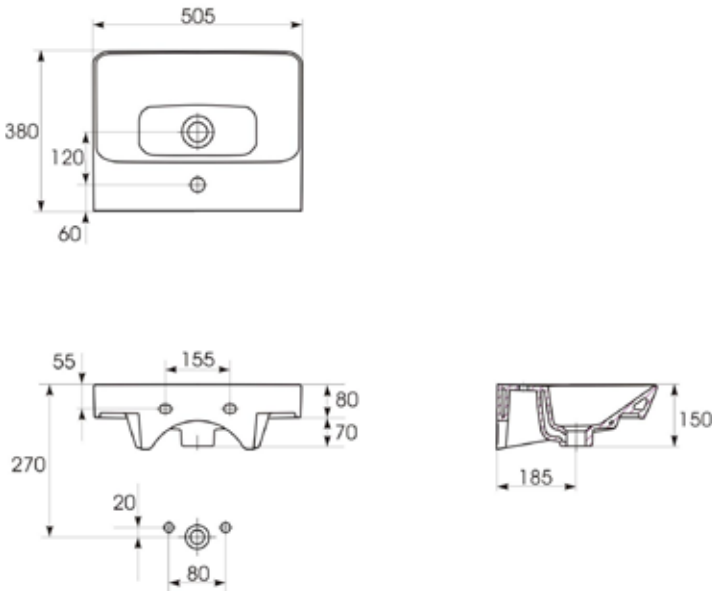


Azerley 500mm Ceramic One Taphole Basin

INSAZ5B1TH




| Specification | |
|---------------------|----------------------------|
| Finish | White |
| Dimensions | 80(h) x 505(w) x 380(d) mm |
| Weight | 20kg |
| Basin Material | Ceramic |
| Overflow | Yes |
| Chainstay Hole | No |
| Reversible | – |
| Taphole Positioning | Centre |



Key Features + Benefits

10

Years Guarantee



One Taphole Basin

Certifications + Approvals