

Antiquity Twin Lever Mono Kitchen Mixer (Ceramic Levers) 4E1105



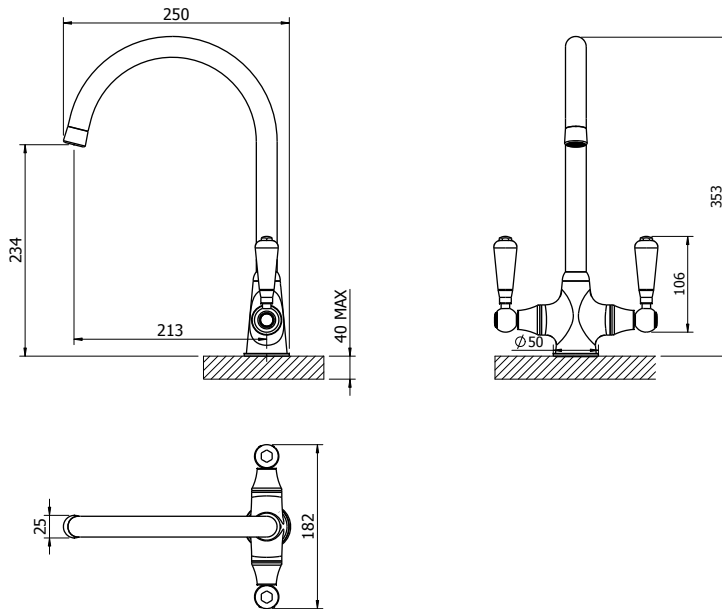
Specification

Finish	Chrome
Dimensions	353(h) x 50(w) x 250(d) mm
Weight	1.68kg
Body	Brass
Spout Material	Brass
Fittings	Metal Plate, Washer, Stud + Locking Nut
Connection	M12 - DN8 Flexible Hoses – ½" BSP Thread Ends
Cartridge Size	½" QT Headwork
Flow Restrictor	No
Max Static Pressure	16 Bar
Min Operating Pressure	0.1 Bar
Max Operating Pressure	6 Bar
Max Water Temperature	60°C

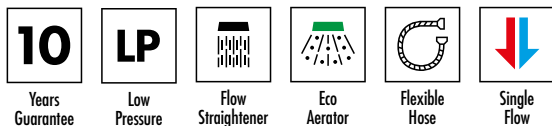
Flow Rates

Pressure	0.2	0.5	1	3
Flow Aerator	–	6.2	7.5	7.7
Flow Straightener	3.9	7.3	11.0	20.2

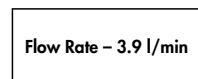
All Pressures in Bar. All flow in L/Min. Dimensions supplied are nominal and subject to tolerance. Inclusion or restrictors (sold separately unless stated) will affect flow rate result. Performance details are based on trials under test conditions and for guidance only. The Company reserves the right to change product specification without prior notice.



Key Features + Benefits



Certifications + Approvals



Tested at 0.2 Bar

240204063 – Feb 29