

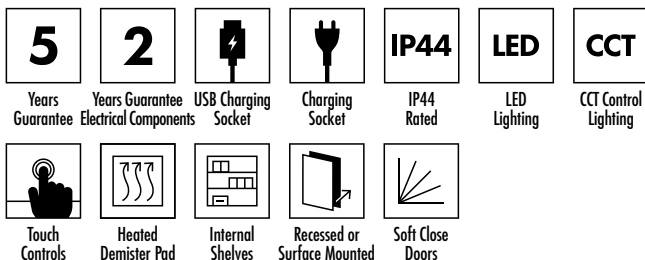
Technical Data Sheet | Cabinets + Mirrors

www.instinctproducts.co.uk

Andros Cabinet (Black Trim – Mirror Sides) INSTA050BL, INSTA060BL, INSTA080BL



Key Features + Benefits



Specification

	INSTA050BL (Single Door)	INSTA060BL (Double Door)	INSTA080BL (Double Door)
Finish	Black Trim – Mirror Sides	Black Trim – Mirror Sides	Black Trim – Mirror Sides
Dimensions	700(h) x 500(w) x 113(d) mm	700(h) x 600(w) x 113(d) mm	700(h) x 800(w) x 113(d) mm
Weight	13.12kg	16.75kg	21.41kg
Lighting Type	LED	LED	LED
Colour Changing Technology (CCT)	Yes	Yes	Yes
Switch Location	Bottom	Bottom	Bottom
Surface/Recess Fitting	Surface/Recess	Surface/Recess	Surface/Recess
Carcass/Frame Construction Material	MFC	MFC	MFC
Carcass/Frame Finish	Aluminium	Aluminium	Aluminium
Number of Internal Shelves	Four	Four	Four
Shelves (Fixed/Adjustable)	Adjustable	Adjustable	Adjustable
Door Hinge Handing	Left hand	–	–
Glass Thickness	6mm	6mm	6mm

Features

Doors	Double sided mirror doors with heated demister pad
Lighting	LED perimeter lighting with CCT (Colour Changing Technology) control
Charging	Centre column electronic box allowing for charging points for both shaver sockets and USB charging devices
Controls	Innovative touch bar at the base of the cabinet, that with a double tap activates the CCT to change from warm to cool lighting

FAQs

Please see following pages

Certifications + Accreditations

Roper Rhodes

Brassmill Lane Trading Estate, Bath, BA1 3JF. Technical Support – Tel: 01225 303 900 Email: sales@roperrhodes.co.uk

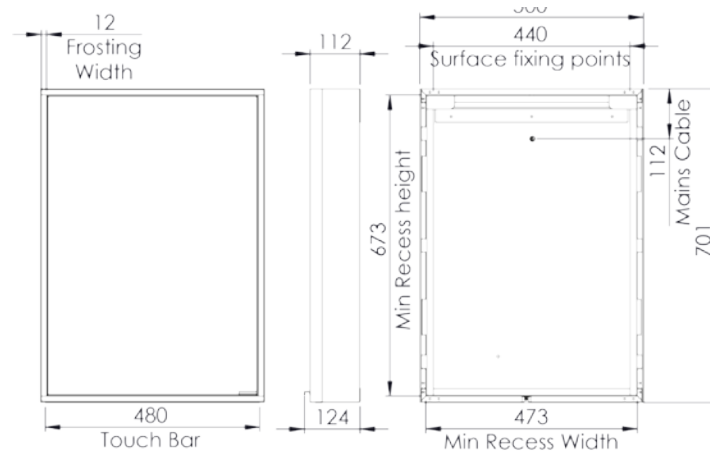
All information on the data sheet is correct at the time of publication. All measurements are approximate and subject to standard tolerances.

Technical Data Sheet | Cabinets + Mirrors

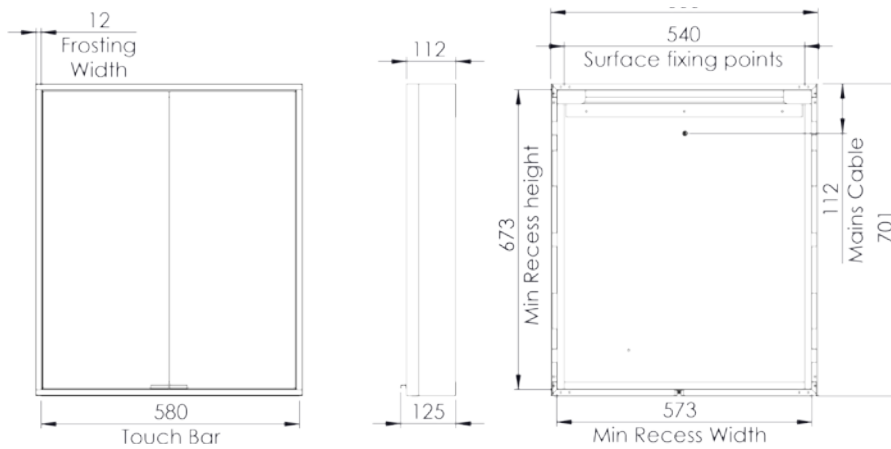
www.instinctproducts.co.uk

Andros Cabinet (Black Trim – Mirror Sides) INSTA050BL, INSTA060BL, INSTA080BL

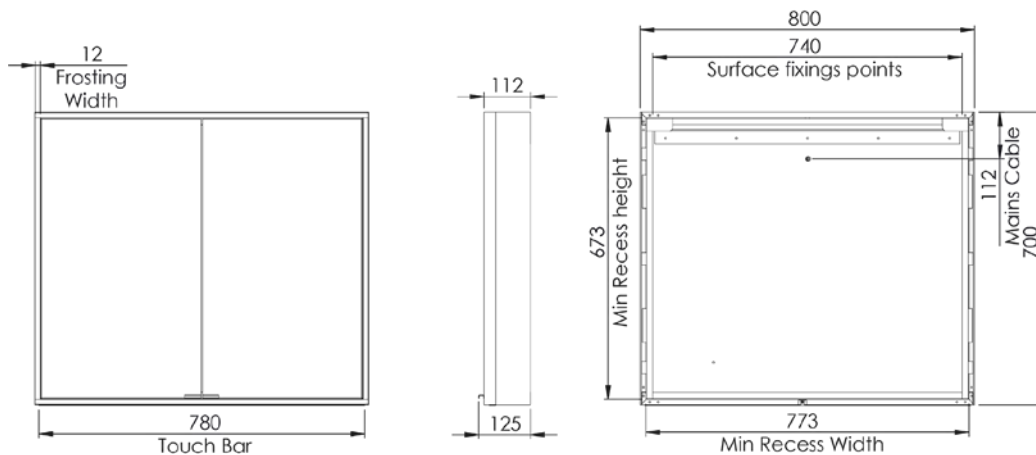
Single Door (INSTA050BL)



Double Door (INSTA060BL)



Double Door (INSTA080BL)



Roper Rhodes

Brassmill Lane Trading Estate, Bath, BA1 3JF. Technical Support – Tel: 01225 303 900 Email: sales@roperrhodes.co.uk

All information on the data sheet is correct at the time of publication. All measurements are approximate and subject to standard tolerances.

Technical Data Sheet | Cabinets + Mirrors

Andros Cabinet (Black Trim – Mirror Sides)

INSTA050BL, INSTA060BL, INSTA080BL

FAQs

	INSTA050BL (Single Door)	INSTA060BL (Double Door)	INSTA080BL (Double Door)
Recess dimensions	673(h) x 473(w) x 85(d) mm	673(h) x 573(w) x 85(d) mm	673(h) x 773(w) x 85(d) mm
Internal Dimensions	640(h) x 190(w) x 90(d) mm	640(h) x 240(w) x 90(d) mm	640(h) x 340(w) x 90(d) mm
Shelf dimensions	182(L) x 70(w) x 5(d) mm	232(L) x 70(w) x 5(d) mm	332(L) x 70(w) x 5(d) mm
Max shelf spacing	75mm	75mm	75mm
Distance between door hinges	510mm	510mm	510mm
Individual door dimensions	666(h) x 466(w) x 6(d) mm	666(h) x 281.5(w) x 6(d) mm	666(h) x 381.5(w) x 6(d) mm
Door opening angle	90°	90°	90°
Depth with door fully open	578mm	393.5mm	493.5mm
Hanging bracket centres	440mm	540mm	740mm
What is the thickness of the mirror glass door?	6mm	6mm	6mm
Where is the switch sensor located?	Underneath	Underneath	Underneath
Is the cabinet IP44 rated?	Yes	Yes	Yes
What size fuse should I use?	Seek advice from an electrician		
What is the total power consumption?	59.5W	86.5W	90.5W
Does the mirror have an energy rating?	F	F	F
What is the colour of the light and the Kelvin rating?	3000k – 4000k – 6000k	3000k – 4000k – 6000k	3000k – 4000k – 6000k
What is the Lumen of the LEDs?*	1728Lms	1872Lms	2160Lms
What is the wattage of the lights?	24W	26W	30W
Where is the control located?	Touch bar – Underside of Cabinet		
Can the LED lighting be replaced?	No	No	No
Can the controller be replaced?	Yes	Yes	Yes
What is the output of the demister pad?	25W	50W	50W
What are the dimensions of the demister pad?	200 x 300m	200 x 300m (x2)	200 x 300m (x2)
How do I turn on the demister pad?	The demister pad will turn on when the LEDs are turned on		
Are illuminated cabinets/mirrors supplied with mains cable?	All illuminated cabinets are supplied with a removeable 500mm mains cable. There is ample storage for excess cable in the back of the unit		

*The Lumen represents the output of the LED. This may vary depending on the diffuser material i.e., glass or acrylic.

Roper Rhodes

Brassmill Lane Trading Estate, Bath, BA1 3JF. Technical Support – Tel: 01225 303 900 Email: sales@roperrhodes.co.uk

All information on the data sheet is correct at the time of publication. All measurements are approximate and subject to standard tolerances.