

Allerston LED Illuminated Mirror INST05097, INST05098, INST05099



Specification


	INST05097 (500x700mm)	INST05098 (600x800mm)	INST05099 (1000x600mm)
Finish	White	White	White
Dimensions	700(h) x 500(w) x 69(d) mm	800(h) x 600(w) x 69(d) mm	600(h) x 1000(w) x 69(d) mm
Weight	5kg	5.5kg	6.3kg
Lighting Type	LED	LED	LED
Colour Changing Technology (CCT)	No	No	No
Switch Location	Front	Front	Front
Surface/Recess Fitting	Surface	Surface	Surface
Carcass/Frame Construction Material	Aluminium	Aluminium	Aluminium
Glass Thickness	5mm	5mm	5mm

Features

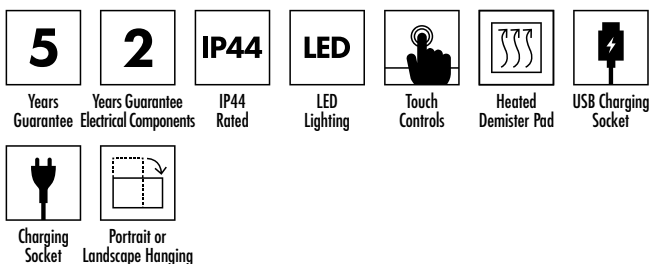
Charging	Shaver socket and USB socket
Lighting	Bright LED lighting

FAQs

Please see following pages



Key Features + Benefits



Certifications + Accreditations

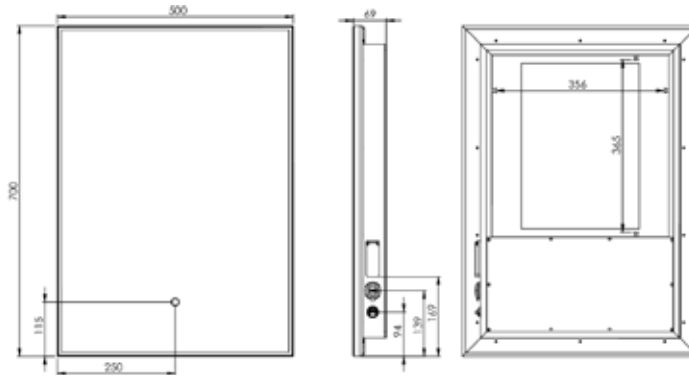
Roper Rhodes

Brassmill Lane Trading Estate, Bath, BA1 3JF. Technical Support – Tel: 01225 303 900 Email: sales@roperrhodes.co.uk

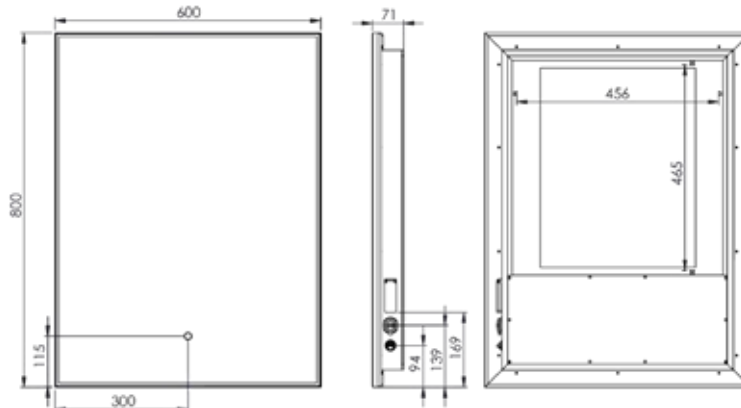
All information on the data sheet is correct at the time of publication. All measurements are approximate and subject to standard tolerances.

Allerston LED Illuminated Mirror INST05097, INST05098, INST05099

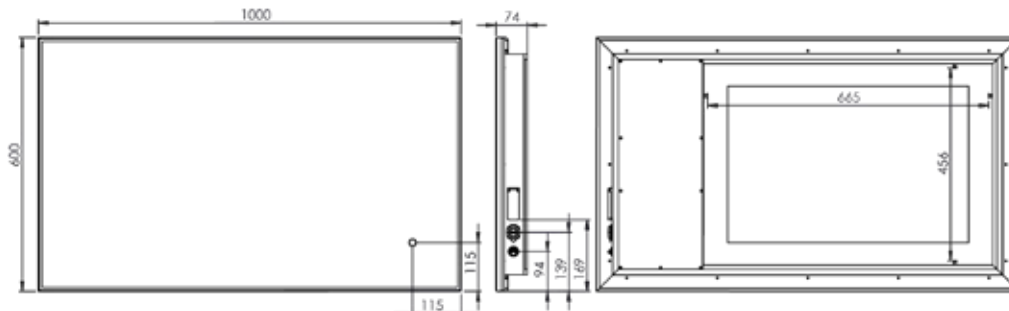
500x700mm (INST05097)



600x800mm (INST05098)



1000x600mm (INST05099)



Roper Rhodes

Brassmill Lane Trading Estate, Bath, BA1 3JF. Technical Support – Tel: 01225 303 900 Email: sales@roperrhodes.co.uk

All information on the data sheet is correct at the time of publication. All measurements are approximate and subject to standard tolerances.

Allerston LED Illuminated Mirror INST05097, INST05098, INST05099

FAQs

	INST05097 (500x700mm)	INST05098 (600x800mm)	INST05099 (1000x600mm)
Can the mirror be hung landscape?	Yes	Yes	No
What is the thickness of the mirror glass?	5mm	5mm	5mm
Is the cabinet IP44 rated?	Yes – Suitable for use in bathroom zone 2		
What size fuse should I use?	Seek the advice of an electrician		
What is the total power consumption?	60.5W	69.4W	83.2W
Does the cabinet have an energy rating?	F	F	F
What is the colour of the light and the Kelvin rating?	4000K	4000K	4000K
What is the Lumen of the LEDs?*	3204Lms	3780Lms	4356Lms
What is the wattage of the lights?	16.7W	19.7W	22.7W
Where is the touch sensor/rocker switch located?	Bottom centre	Bottom centre	Bottom right
Where are the shaver socket and USB socket located?	Lower right side	Lower right side	Lower right side
Can the LED lighting be replaced?	No**	No**	No**
Can the touch sensor be replaced?	Yes	Yes	Yes
What is the output of the demister pad?	15.75W	21.6W	32.4W
What are the dimensions of the demister pad?	250(h) x 350(w) mm	300(h) x 400(w) mm	300(h) x 600(w) mm
How do I turn on the demister pad?	The demister pad will turn on when the LEDs are turned on		
Are illuminated cabinets supplied with mains cable?	All illuminated mirrors are supplied with a removeable 500mm mains cable. There is ample storage for excess cable in the back of the unit		

*The Lumen represents the output of the LED. This may vary depending on the diffuser material i.e., glass or acrylic.

**The LEDs are not replaceable to maintain the integrity of the product's resistance to moisture ingress.