

ideal  
HEATING

# INSTINCT<sup>2</sup>

24, 30 & 35



Compact  
cupboard fit



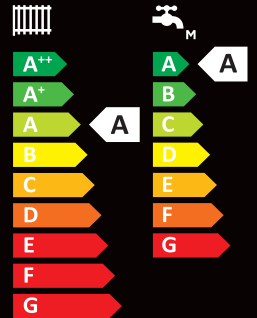
Low lift weight



OpenTherm ready



Easy to read  
pressure gauge



NOx class 6



Frost protection



Improved digital  
display



THE QUEEN'S AWARDS FOR  
ENTERPRISE,  
INTERNATIONAL TRADE  
2019



THE QUEEN'S AWARDS FOR  
ENTERPRISE,  
INNOVATION  
2019

idealheating.com |

welcome to our ideology

\*Subject to terms and conditions. Promotional warranty until 31st December 2021, standard warranty is 3 years. Parts and labour warranty available when registered within 30 days of installation.

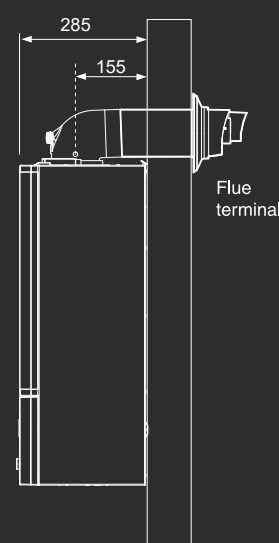
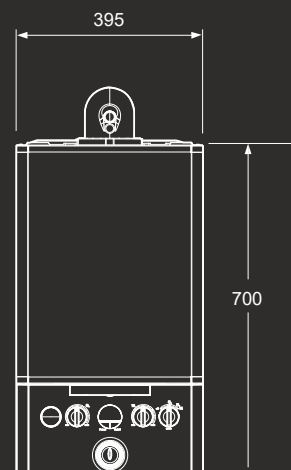
# Features & specification

The Instinct2 combination boiler is available in outputs of 24, 30 and 35 kW providing a cost effective heating solution for a range of domestic installations.

Complete with domestic hot water temperature controls including a switched preheat function, mechanical built-in timer and a digital operating status & diagnostic display, the Instinct<sup>2</sup> provides reliable control of the homes heating and hot water performance.

- Quick and easy to install
- Low lift weight
- Compact cupboard fit
- Easy access to all components
- Tried and tested technology (including Grundfos pump)
- Fast fix flue turret connections
- Mechanical timer in-built as standard
- Easy to read pressure gauge
- Digital operating & diagnostic display
- Boiler frost protection included
- OpenTherm wiring for enhanced load compensation
- Ideal OpenTherm wired room thermostat available for Boiler Plus compliance
- Pump/diverter valve exercise & anti-cycling functions
- Fast hot water response through DHW preheat
- Made in the UK
- Fully supported by Ideal Service Division

## Clearances & dimensions



Dimensions in mm.

INSTINCT MODELS	INSTINCT 2 24	INSTINCT 2 30	INSTINCT 2 35
Weight (packaged) (kg)	33.7	33.7	33.8
Max installation weight (kg)	29.9	29.9	30.0
CH output (kW) min/max mean 70°C	4.8 - 24.2	6.1 - 24.2	7.1 - 24.2
CH output (kW) min/max mean 40°C	5.1 - 25.6	6.4 - 25.6	7.5 - 25.6
DHW output (kW) max	24.2	30.3	35.3
DHW flow rate l/min. 35°C rise	9.9	12.4	14.5
SEDBUK rating (2005) %	91.0	91.1	91.0
SEDBUK rating (2009/2012) %	89.0	89.0	88.9
NOx classification	CLASS 6	CLASS 6	CLASS 6
Water heating efficiency class	A	A	A
Max horizontal flue (m)	9	8	6
Max vertical flue (m)	7.5	7.5	7.5
Seasonal space heating efficiency class	A	A	A
Seasonal space heating energy efficiency (η <sub>s</sub> ) %	94	94	94
Sound power level, indoors (L <sub>WA</sub> dB)	46	46	41